

SKBF
KBS

TEKNISK
RAPPORT

80-25

**Diffusion and sorption in particles
and two-dimensional dispersion in a
porous media**

Anders Rasmuson

Royal Institute of Technology, January 1980

DIFFUSION AND SORPTION IN PARTICLES AND TWO-
DIMENSIONAL DISPERSION IN A POROUS MEDIA

Anders Rasmuson

Royal Institute of Technology, January 1980

This report concerns a study which was conducted for the KBS project. The conclusions and viewpoints presented in the report are those of the author(s) and do not necessarily coincide with those of the client.

A list of other reports published in this series is attached at the end of this report. Information on KBS technical reports from 1977-1978 (TR 121) and 1979 (TR 79-28) is available through SKBF/KBS.

DIFFUSION AND SORPTION IN PARTICLES AND TWO-DIMENSIONAL
DISPERSION IN A POROUS MEDIUM

Anders Rasmuson

January 1980

Department of Chemical Engineering
Royal Institute of Technology
S-100 44 Stockholm
Sweden

Published in Water Resources Research
Vol. 17, No 2, 321 - 328 (April 1981)
Reproduced by permission from
the American Geophysical Union,
copyrighted 1980.

SUMMARY

A solution of the two-dimensional differential equation of dispersion from a disk source, coupled with a differential equation of diffusion and sorption in particles, is developed. The solution is obtained by the successive use of the Laplace and the Hankel transforms and is given in the form of an infinite double-integral. If the lateral dispersion is negligible, the solution is shown to simplify to a solution presented earlier. Dimensionless quantities are introduced. A steady-state condition is obtained after long times. This is investigated in some detail. An expression is derived for the highest concentration which may be expected at a point in space. An important relation is obtained when longitudinal dispersion is neglected. The solution for any value of the lateral dispersion coefficient and radial distance from the source is then obtained by simple multiplication of a solution for no lateral dispersion with the steady-state value. A method for integrating the infinite double integral is given. Some typical examples are shown.

DIFFUSION AND SORPTION IN PARTICLES AND TWO-DIMENSIONAL DISPERSION
IN A POROUS MEDIUM

INTRODUCTION

The problem of disposal of radioactive waste products, and the increased rate of pollution of groundwater by other chemical compounds, have increased the need for mathematical models of the groundwater pollution process. Because of the dangers of contaminants in the water supply, their fate and mode of travel downstream from their sources must be predicted. The fate of a contaminant depends on both the macroscopic and microscopic behavior of the fluid under existing flow conditions, and on physico-chemical conditions within the environment of the granular material. The diffusion of the chemical species into the porous matrix and their sorption comprise the main retarding mechanism. The concentration of the chemical compound in the flowing water is thereby decreased and the migration velocity will be slower than the water velocity. The sorption process is generally considered to occur in three distinct stages :

- diffusion of the component from the flowing water to the external surfaces of particles (external or film diffusion)
- diffusion through the porous network of the particles (internal diffusion)
- the sorption process itself, when the component is bound to some sorption site on the walls of the internal pores.

Only a few analytical studies of the transverse dispersion process have been found in the literature. Because of mathematical difficulties, initial studies of the transverse dispersion process were based on a model which assumed that dispersion parallel to the direction of flow is negligible (e.g., Harleman and Rumer (1962) and Ogata (1961)). A treatment of two-dimensional dispersion from a surface source is available (Ogata, 1969; 1976). However, none of these models consider chemical interactions with the porous material.

In a previous paper by Rasmuson and Neretnieks (1980), a solution of a model for diffusion and sorption in particles and longitudinal dispersion in packed beds was derived. This solution was subsequently used to describe the migration of radionuclides in fissured rock (Rasmuson and Neretnieks, 1981). This is one example of a system where diffusion into the matrix is considered to be very important (Neretnieks, 1980). The assumptions behind the model have been extensively discussed in the chemical engineering literature by e.g. Babcock et al. (1966), Pellet (1966) and Rosen (1952). The main assumptions are:

- 1 the particle diameter is small in comparison with the overall distance and the porous medium is macroscopically uniform;
- 2 the sorption equilibrium relationship, describing the intraparticle solute concentration as a function of the external solute concentration, is linear;
- 3 the attainment of local sorption equilibrium is very rapid;

- 4 the movement of solute within the particles can be described mathematically by a Fick's law diffusion equation, where the effective intraparticle diffusion coefficient is constant and independent of concentration;
- 5 the particles may, for the description of internal diffusion, be regarded as spherical.

In this paper the model is extended to include dispersion transverse to the flow direction.

THEORY

A schematic representation of the system is given in Figure 1.

Basic equations and solution

The process is described by the following set of equations:

$$\frac{\partial C}{\partial t} + v \frac{\partial C}{\partial z} - D_L \frac{\partial^2 C}{\partial z^2} - D_T \frac{1}{r} \frac{\partial}{\partial r} \left(r \frac{\partial C}{\partial r} \right) = - \frac{1}{m} \left(\frac{\partial \bar{q}}{\partial t} \right) \quad (1)$$

$$\frac{\partial q_i}{\partial t} = D_s \left(\frac{\partial^2 q_i}{\partial r'^2} + \frac{2}{r'} \frac{\partial q_i}{\partial r'} \right) \quad (2)$$

The terms in the first equation stand for accumulation in the fluid phase, convective transport, transport by axial dispersion and by radial dispersion, and volume-averaged accumulation in the porous particles. In the second equation the terms give accumulation and radial diffusion in the spherical particles.

It should be noted that the definition of q_i as a local solute concentration includes solute both in the solid and in the intraparticle

pores. However, the same mathematical formulation is obtained if one assumes that solid diffusion effects are negligible and that the transport of solutes within the particles may be effectively described by diffusion in the solution phase only. Thus, if it is assumed that the correct driving force for diffusion is the intrapore concentration gradient, $\partial C_p / \partial r'$, an alternate differential equation for intraparticle diffusion can be written:

$$\epsilon_p \frac{\partial C_p}{\partial t} + \frac{\partial C_s}{\partial t} = \epsilon_p D_p \left(\frac{\partial^2 C_p}{\partial r'^2} + \frac{2}{r'} \frac{\partial C_p}{\partial r'} \right) \quad (3)$$

The two terms on the left hand side give the accumulation in the pore fluid phase and in the solid phase respectively. On the right hand side, the terms describe diffusion in the pore fluid phase.

It follows from the definition of q_i that:

$$q_i = \epsilon_p C_p + C_s \quad (4)$$

If it is assumed that local equilibrium always exists in the pores, it follows from the linear adsorption equilibrium that:

$$q_i = K C_p \quad (5)$$

From equations (4) and (5) we obtain for C_s :

$$C_s = (K - \epsilon_p) C_p \quad (6)$$

The minimum value of the equilibrium constant K , defined in this way, is obviously ϵ_p .

Differentiating (6) to obtain $\frac{\partial C}{\partial t}$ and substituting into equation (3) we get:

$$\frac{\partial C}{\partial t} = \frac{\epsilon_p D}{K} \left(\frac{\partial^2 C}{\partial r'^2} + \frac{2}{r'} \frac{\partial C}{\partial r'} \right) \quad (7)$$

It can be seen that when q_i/K is substituted for C_p , equation (7) becomes identical with equation (2) if $D_s = \epsilon_p D / K$. D_s may, in this case, be regarded as an apparent diffusivity.

The following boundary conditions are used:

$$\begin{cases} C(r,0,t) = C_0 & ; r \leq a \\ C(r,0,t) = 0 & ; r > a \end{cases} \quad (8)$$

$$C(r,\infty,t) = 0 \quad (9)$$

$$C(0,z,t) \neq \infty \quad (10)$$

$$C(\infty,z,t) = 0 \quad (11)$$

$$C(r,z,0) = 0 \quad (12)$$

$$q_i(0,r,z,t) \neq \infty \quad (13)$$

$$q_i(b,r,z,t) = q_s(r,z,t) \text{ given by } \frac{\partial q}{\partial t} = \frac{3k_f}{b} \left(C - \frac{q_s}{K} \right) \quad (14)$$

$$q_i(r',r,z,0) = 0 \quad (15)$$

The boundary condition (8) is that of a disk surface source $0 \leq r \leq a$ located at $z = 0$ and maintained at a constant concentration C_0 . The

boundary condition (14) is the link between the equations (1) and (2).

It states mathematically that the mass entering or leaving the particles must equal the flow of mass transported across a stagnant fluid film at the external surface.

The solution of the equations (1) and (2) subject to the boundary conditions (8)-(15) is obtained by the successive use of the Laplace and the Hankel transforms (Appendix). Use is made of an earlier solution for the one-dimensional case (Rasmuson and Neretnieks, 1980). The solution is:

$$\begin{aligned}
 u(r,z,t) = \frac{C(r,z,t)}{C_0} = & \\
 & \frac{1}{2} \exp\left(\frac{Vz}{2D_L}\right) \int_0^\infty \exp\left(-z \sqrt{\frac{V^2}{4D_L^2} + \frac{D_T}{D_L a^2} \xi^2}\right) J_0\left(\frac{r}{a} \xi\right) J_1(\xi) d\xi + \\
 & + \exp\left(\frac{Vz}{2D_L}\right) \frac{2}{\pi} \int_0^\infty J_0\left(\frac{r}{a} \xi\right) J_1(\xi) \\
 & \left[\int_0^\infty \exp\left(-z \sqrt{\frac{\sqrt{x'(\lambda, \xi)^2 + y'(\lambda)^2 + x'(\lambda, \xi)}}{2}}\right) \right. \\
 & \left. \sin\left(\sigma \lambda^2 t - z \sqrt{\frac{\sqrt{x'(\lambda, \xi)^2 + y'(\lambda)^2 - x'(\lambda, \xi)}}{2}}\right) \frac{d\lambda}{\lambda} \right] d\xi \quad (16)
 \end{aligned}$$

with:

$$x'(\lambda, \xi) = \frac{V^2}{4D_L^2} + \frac{\gamma}{mD_L} H_1(\lambda) + \frac{D_T}{D_L a^2} \xi^2 \quad (17)$$

$$y'(\lambda) = \frac{\sigma \lambda^2}{D_L} + \frac{\gamma}{mD_L} H_2(\lambda) \quad (18)$$

H_1 and H_2 are complicated functions of λ :

$$H_1(\lambda) = \frac{H_{D_1} + \nu(H_{D_1}^2 + H_{D_2}^2)}{(1 + \nu H_{D_1})^2 + (\nu H_{D_2})^2} \quad (19)$$

$$H_2(\lambda) = \frac{H_{D_2}}{(1 + \nu H_{D_1})^2 + (\nu H_{D_2})^2} \quad (20)$$

H_{D_1} and H_{D_2} are defined as:

$$H_{D_1}(\lambda) = \lambda \left(\frac{\sinh 2\lambda + \sin 2\lambda}{\cosh 2\lambda - \cos 2\lambda} \right) - 1 \quad (21)$$

$$H_{D_2}(\lambda) = \lambda \left(\frac{\sinh 2\lambda - \sin 2\lambda}{\cosh 2\lambda - \cos 2\lambda} \right) \quad (22)$$

The equations are reduced to a dimensionless form using seven dimensionless quantities:

$$\delta = \frac{\gamma z}{mV} \quad \text{bed length parameter}$$

$$R = \frac{K}{m} \quad \text{distribution ratio}$$

$$Pe_L = \frac{zV}{D_L} \quad \text{longitudinal Peclet number}$$

$$Pe_T = \frac{a^2 V}{zD_T} \quad \text{transverse Peclet number}$$

$$y = \sigma t \quad \text{contact time parameter}$$

$$\zeta = \frac{r}{a} \quad \text{dimensionless radial distance}$$

$$v = \gamma R_F \quad \text{external diffusion resistance / internal diffusion resistance}$$

Equation (16) now becomes:

$$\begin{aligned}
 u = & \frac{1}{2} \exp\left(\frac{1}{2} \text{Pe}_L\right) \int_0^{\infty} \exp\left(-\sqrt{\text{Pe}_L\left(\frac{1}{4} \text{Pe}_L + \frac{1}{\text{Pe}_T} \xi^2\right)}\right) \\
 & J_0(\zeta\xi) J_1(\xi) d\xi + \\
 & + \exp\left(\frac{1}{2} \text{Pe}_L\right) \frac{2}{\pi} \int_0^{\infty} J_0(\zeta\xi) J_1(\xi) \\
 & \left[\int_0^{\infty} \exp\left(-\sqrt{\frac{\sqrt{(z^2_{x'})^2 + (z^2_{y'})^2} + z^2_{x'}}{2}}\right) \right. \\
 & \left. \sin\left(y\lambda^2 - \sqrt{\frac{\sqrt{(z^2_{x'})^2 + (z^2_{y'})^2} - z^2_{x'}}{2}}\right) \frac{d\lambda}{\lambda} \right] d\xi \quad (23)
 \end{aligned}$$

with:

$$z^2_{x'} = \text{Pe}_L \left(\frac{1}{4} \text{Pe}_L + \delta H_1 + \frac{1}{\text{Pe}_T} \xi^2 \right) \quad (24)$$

$$z^2_{y'} = \delta \text{Pe}_L \left(\frac{2}{3} \frac{\lambda^2}{R} + H_2 \right) \quad (25)$$

For negligible lateral dispersion ($\text{Pe}_T \rightarrow \infty$) the solution in Rasmuson and Neretnieks (1980) is obtained for $0 \leq \zeta < 1$. This follows from (Abramowitz and Stegun, 1972; p. 487):

$$\int_0^{\infty} J_0(\zeta\xi) J_1(\xi) d\xi = \begin{cases} 1 & 0 \leq \zeta < 1 \\ \frac{1}{2} & \zeta = 1 \\ 0 & 1 < \zeta \end{cases} \quad (26)$$

The simplified solution is:

$$u = \frac{1}{2} + \frac{2}{\pi} \int_0^{\infty} \exp\left(\frac{1}{2} \text{Pe}_L - \sqrt{\frac{(z^2_{x'})^2 + (z^2_{y'})^2}{2} + z^2_{x'}}\right) \sin\left(y\lambda^2 - \sqrt{\frac{(z^2_{x'})^2 + (z^2_{y'})^2}{2} - z^2_{x'}}\right) \frac{d\lambda}{\lambda} \quad (27)$$

with:

$$z^2_{x'} = \text{Pe}_L \left(\frac{1}{4} \text{Pe}_L + \delta H_1\right)$$

$$z^2_{y'} = \delta \text{Pe}_L \left(\frac{2}{3} \frac{\lambda^2}{R} + H_2\right)$$

If in addition the longitudinal dispersion is negligible ($\text{Pe}_L \rightarrow \infty$), equation (27) becomes:

$$u = \frac{1}{2} + \frac{2}{\pi} \int_0^{\infty} \exp(-\delta H_1) \sin(\sigma \theta \lambda^2 - \delta H_2) \frac{d\lambda}{\lambda} \quad (28)$$

where $\theta = t - \frac{z}{V}$.

This solution has previously been given by Rosen (1952).

Steady-state solution

As $t \rightarrow \infty$ a steady-state condition is obtained. With a source maintained at constant concentration, this solution also gives the maximum concentration for specific values of Pe_T and Pe_L along $\zeta = \text{constant}$.

The equation for the steady-state is found from the Laplace transform of u as:

$$\lim_{t \rightarrow \infty} u(r, z, t) = \lim_{s \rightarrow 0} s \tilde{u}(r, z, s)$$

We get:

$$u_{\infty} = \lim_{t \rightarrow \infty} u = \exp\left(\frac{1}{2} Pe_L\right) \int_0^{\infty} \exp\left(-\sqrt{Pe_L\left(\frac{1}{4} Pe_L + \frac{1}{Pe_T} \xi^2\right)}\right) J_0(\zeta\xi) J_1(\xi) d\xi \quad (29)$$

It is noted that u_{∞} depends on three dimensionless parameters only: Pe_L , Pe_T and ζ .

The steady-state solution, although simpler, cannot be integrated and must in general be evaluated numerically. However, in some special cases the integral can be expressed in terms of elementary functions.

In the case of no longitudinal dispersion ($Pe_L \rightarrow \infty$) equation (29) simplifies to:

$$u_{\infty} = \int_0^{\infty} \exp\left(-\frac{\xi^2}{Pe_T}\right) J_0(\zeta\xi) J_1(\xi) d\xi \quad (30)$$

This integral could be analytically solved along the lines $\zeta = 0$ and $\zeta = 1$.

$$\zeta = 0: \quad u_{\infty} = 1 - e^{-\frac{Pe_T}{4}} \quad (31)$$

(Abramowitz and Stegun, 1972; p.486)

$$\zeta = 1: \quad u_{\infty} = \frac{1}{2} \left[1 - e^{-\frac{Pe_T}{2}} I_0\left(\frac{Pe_T}{2}\right) \right] \quad (32)$$

(Ogata, 1961; p. B4)

u_{∞} along $\zeta = 0$ and $\zeta = 1$ is plotted in Figures 2-3 as function of Pe_T , for different Pe_L .

The limit of equation (29) for constant ζ and Pe_L , and for small values of Pe_T , may be obtained by noting that the integral rapidly converges and:

$$\left. \begin{array}{l} J_0(\zeta\xi) \sim 1 \\ J_1(\xi) \sim \frac{1}{2} \xi \end{array} \right\} \quad \text{as } \xi \rightarrow 0$$

Equation (29) then reduces to:

$$u_{\infty} = \frac{1}{2} \exp\left(\frac{1}{2} Pe_L\right) \int_0^{\infty} \exp\left(-\sqrt{Pe_L\left(\frac{1}{4} Pe_L + \frac{1}{Pe_T} \xi^2\right)}\right) \xi \, d\xi$$

This integral is easily solved by making the substitution

$$y^2 = Pe_L\left(\frac{1}{4} Pe_L + \frac{1}{Pe_T} \xi^2\right) \quad \text{and we obtain:}$$

$$u_{\infty} = Pe_T \left(\frac{2 + Pe_L}{4Pe_L}\right); \quad Pe_T \text{ small} \quad (33)$$

This is a straight line for $Pe_L = \text{constant}$.

u_{∞} for $\zeta = 2, 3$ and 10 is given in Figures 4-6 as a function of Pe_T and for different values of Pe_L . As $\zeta > 1$, the function $u_{\infty}(Pe_T)$ for constant Pe_L and ζ has a maximum value. This is evident, since for $\zeta > 1$:

$$\lim_{Pe_T \rightarrow 0} u_{\infty} = \lim_{Pe_T \rightarrow \infty} u_{\infty} = 0$$

These limits follow from equation (29), but can also be deduced by physical reasoning. As $Pe_T \rightarrow \infty$, no transport of chemicals occur to the region outside $\zeta = 1$. In the case of $Pe_T \rightarrow 0$, the radius of the source may be regarded as infinitesimally small, and the input of mass to the system vanishes.

The maximum value of u_∞ , when the longitudinal dispersion is neglected, is of great importance. It gives the highest concentration which can be expected at a point in space. This criterion could be very useful in predicting the upper limit of the concentration of a contaminant, without making use of the sometimes unreliable values of the dispersion coefficients. The maximum value can be explicitly derived for small values of Pe_T . For sufficiently small Pe_T , equation (30) simplifies to:

$$u_\infty = \frac{1}{2} \int_0^\infty \xi \exp\left(-\frac{\xi^2}{Pe_T}\right) J_0(\zeta\xi) d\xi = \frac{Pe_T}{4} \exp\left(-\frac{\zeta^2 Pe_T}{4}\right) \quad (34)$$

(Abramowitz and Stegun, 1972; p.486)

The maximum value is obtained by differentiating (34) with respect to Pe_T and setting the resulting expression equal to zero.

We get:

$$Pe_T = \frac{4}{\zeta^2}$$

and

(35)

$$(u_\infty)_{\max} = e^{-1} \frac{1}{\zeta^2}$$

For $\zeta = 10$, equation (35) predicts $(u_\infty)_{\max} = 3.7 \cdot 10^{-3}$ for $Pe_T = 4.0 \cdot 10^{-2}$. The calculated values using equation (30) (Figure 6) are $(u_\infty)_{\max} \sim 3.6 \cdot 10^{-3}$ and $Pe_T \sim 3.7 \cdot 10^{-2}$.

Longitudinal dispersion negligible

Refer to equation (23) and let $Pe_L \rightarrow \infty$. We find that :

$$u \Big|_{Pe_L \rightarrow \infty} = \left[\int_0^\infty \exp\left(-\frac{\xi^2}{Pe_T}\right) J_0(\zeta\xi) J_1(\xi) d\xi \right] \left[\frac{1}{2} + \frac{2}{\pi} \int_0^\infty \exp(-\delta H_1) \sin(\sigma\theta\lambda^2 - \delta H_2) \frac{d\lambda}{\lambda} \right] \quad (36)$$

The first factor in this expression is exactly equation (30), that is, the steady-state solution for the case in which there is no longitudinal dispersion. The second factor has been given previously in equation (28), which yields the breakthrough curve for negligible longitudinal and lateral dispersion ($\zeta < 1$). We can therefore write equation (36) in brief notation as :

$$u \Big|_{Pe_L \rightarrow \infty} = u_\infty \Big|_{Pe_L \rightarrow \infty} \cdot \left. u \right|_{\substack{Pe_L \rightarrow \infty \\ Pe_T \rightarrow \infty}} \quad (37)$$

Thus, in the case of negligible longitudinal dispersion, the solution for any Pe_T and ζ is simply obtained by multiplying equation (28) with the steady-state value $u_\infty \Big|_{Pe_L \rightarrow \infty} = u_\infty(Pe_T, \zeta)$. Rosen (1954) evaluated equation (28) for many values of the dimensionless parameters δ , $\sigma\theta$ and ν . The evaluation of the steady-state solution for negligible longitudinal dispersion was described in the preceding section.

The importance of this result is that the total solution is reduced to a product of two single integrals, and an evaluation of the double-integral becomes unnecessary. Furthermore, from equations (31) and (32) we get the special cases:

$$u \Big|_{Pe_L \rightarrow \infty} = (1 - e^{-\frac{Pe_T}{4}}) u \Big|_{\substack{Pe_L \rightarrow \infty \\ Pe_T \rightarrow \infty}} ; \zeta = 0 \quad (38)$$

$$u \Big|_{Pe_L \rightarrow \infty} = \frac{1}{2} \left[1 - e^{-\frac{Pe_T}{2}} I_0\left(\frac{Pe_T}{2}\right) \right] u \Big|_{\substack{Pe_L \rightarrow \infty \\ Pe_T \rightarrow \infty}} ; \zeta = 1 \quad (39)$$

Numerical integration

In the general case the integrals in the expression for u , equation (23), must be numerically evaluated. The first integral is easily calculated using standard numerical quadratures. The upper limit of the infinite integral is obtained from the argument of the exponential function. The double-integral is more difficult to handle. A method is used in which numerical integration is performed in one direction at a time. We start by integrating with respect to ξ . For each ξ -value in the grid we have to evaluate:

$$\frac{2}{\pi} \int_0^{\infty} \exp \left(\frac{1}{2} Pe_L - \sqrt{\frac{\sqrt{(z^2 x')^2 + (z^2 y')^2} + z^2 x'}{2}} \right) \sin \left(y \lambda^2 - \sqrt{\frac{\sqrt{(z^2 x')^2 + (z^2 y')^2} - z^2 x'}{2}} \right) \frac{d\lambda}{\lambda}$$

where $z^2_{x'}$ and $z^2_{y'}$ are given by equations (24) and (25). The integrand in this expression is the product of an exponential decaying function and a periodic sine function. The total function is thus a decaying sine wave in which both the period of oscillation and the degree of decay are functions of the system parameters. A method for integrating this sometimes highly oscillatory function (without the term $\frac{1}{Pe_T} \xi^2$ in $z^2_{x'}$) is described in Rasmuson and Neretnieks (1981). In this method the integration is performed over each half-period of the sine-wave respectively. The convergence of the alternating series obtained is then accelerated by repeated averaging of the partial sums (Dahlquist and Björck, 1974; p. 72).

Typical examples are given in Figures 7-8 for $\zeta = 0$. It may be seen that, as $Pe_L < \infty$, u/u_∞ lies above the curve produced when the lateral dispersion is neglected ($Pe_T \rightarrow \infty$). The relative difference is larger at early times. As follows from equation (37), all the curves coincide as $Pe_L \rightarrow \infty$. This curve is also given in Figures 7-8, for comparison.

CONCLUDING REMARKS

A mathematical solution of the two-dimensional differential equation of dispersion from a disk source, coupled with a differential equation of diffusion and sorption in particles, has been derived. Important limiting cases have been obtained. An expression giving the highest possible concentration at a point is developed. It predicts the upper limit of the concentration of a contaminant. For negligible longitudinal dispersion, the solution for any value of the transverse Peclet number and dimensionless radial distance is obtained by multiplication of the solution for no lateral dispersion and $\xi < 1$ with the steady-state value. A method for integrating the general solution is briefly described.

Mass transfer due to sorption plays an important role in mass transport within natural flow systems. In general, the outcome of any contaminant introduced into the groundwater system is largely dependent on the capacity of the solid matrix material to sorb the dissolved substance. The model takes into account diffusion to the external surfaces, internal diffusion and linear sorption. Furthermore, a solution has been derived which considers the (linear) kinetics of the sorption to the intrapore walls (Rasmuson, 1980). The model and analytical solution presented above can be extended to include radioactive decay (Rasmuson and Neretnieks, 1981). The same general expressions and limiting cases apply, with slight modifications, for these extensions.

The analytical expressions developed herein should prove helpful in making quantitative predictions of the contamination of groundwater supplies from groundwater movement through buried wastes.

ACKNOWLEDGEMENT

This work was funded by KBS, Sweden, and performed at the Earth Science Division at Lawrence Berkeley Laboratories, where many stimulating discussions aided its progress. Great thanks are due to Professor Ivars Neretnieks, Department of Chemical Engineering at the Royal Institute of Technology, Stockholm, for valuable support and encouragement.

NOTATION

a	radius of disk surface source	L
b	particle radius	L
C	concentration in fluid	M/L ³
C _p	concentration in fluid in intrapores	M/L ³
C _s	concentration in solid material	M/L ³
C _o	inlet concentration in fluid	M/L ³
D _L	longitudinal dispersion coefficient	L ² /T
D _p	diffusivity in fluid in intrapores	L ² /T
D _s	diffusivity in solid phase	L ² /T
D _T	transverse dispersion coefficient	L ² /T
H ₁	see equation (19)	
H ₂	see equation (20)	
H _{D1}	see equation (21)	
H _{D2}	see equation (22)	
I _o	modified Bessel function of the first kind of order zero	
J _o , J ₁	Bessel function of the first kind of order zero and one, respectively	
K	volume equilibrium constant	L ³ /L ³
k _f	mass transfer coefficient	L/T
m	$= \frac{\epsilon}{1-\epsilon}$	
Pe _L	$= \frac{zV}{D_L}$, longitudinal Peclet number	
Pe _T	$= \frac{a^2V}{zD_T}$, transverse Peclet number	
p	Hankel transform variable	

\bar{q}	volume averaged concentration in particles	M/L ³
q_i	internal concentration in particles	M/L ³
q_s	= $q_i(b, r, z, t)$	M/L ³
R	= $\frac{K}{m}$, distribution ratio	
R_F	= $\frac{b}{3k_f}$, film resistance	T
r	radial distance	L
r'	radial distance from center of spherical particle	L
s	Laplace transform variable	
t	time	T
u	= C/C_o , dimensionless concentration in fluid	
$u _{Pe_L \rightarrow \infty}$	dimensionless concentration in fluid when the longitudinal dispersion is negligible	
$u _{\substack{Pe_L \rightarrow \infty \\ Pe_T \rightarrow \infty}} \quad (\zeta < 1)$	dimensionless concentration in fluid when the longitudinal and lateral dispersion are negligible	
u_∞	steady-state value of u	
$u_\infty _{Pe_L \rightarrow \infty}$	steady-state value of u for negligible longitudinal dispersion	
V	average linear pore velocity	L/T
x'	see equation (17)	L ⁻²
y	= σt , contact time parameter	
y'	see equation (18)	L ⁻²
z	distance in flow direction	L

Greek letters

γ	$= \frac{3D_K}{b^2}$	T^{-1}
δ	$= \frac{\gamma z}{mV}$, bed length parameter	
ϵ	void fraction of bed	L^3/L^3
ϵ_p	void fraction of particle	L^3/L^3
θ	$= t - \frac{z}{V}$	T
ζ	$= \frac{r}{a}$, dimensionless radial distance	
λ	variable of integration	
ν	$= \gamma R_F$	
ξ	variable of integration	
σ	$= \frac{2D}{b^2}$	T^{-1}

REFERENCES

- Abramowitz, M. and I.A. Stegun: Handbook of mathematical functions, Dover, New York (1972)
- Babcock, R.E., D.W. Green and R.H. Perry: Longitudinal dispersion mechanisms in packed beds. *AIChE J.* 12, 922 (1966)
- Dahlquist, G. and Å. Björck: Numerical methods. Prentice-Hall (1974)
- Harleman, D.R.F. and R.R. Jr. Rumer: The dynamics of salt-water intrusion in porous media: Massachusetts Institute of Technology Hydrodynamics Lab. Rept. 55 (1962)
- Neretnieks, I.: Diffusion in the rock matrix — An important factor in radionuclide retardation? *J. Geophys. Res.* 85, 4379 (1980)
- Ogata, A.: Transverse diffusion in saturated isotropic granular media: U.S. Geol. Survey Prof. Paper 411-B (1961)
- Ogata, A.: Two-dimensional dispersion in a granular-medium. Disk source emitting at constant rate: U.S. Geol. Survey Prof. Paper 650-D, p. 260 (1969)
- Ogata, A.: Two-dimensional steady-state dispersion in a saturated porous medium. *Jour. Research U.S. Geol. Survey* 4, 277 (1976)
- Pellett, G.L.: Longitudinal dispersion, intraparticle diffusion and liquid phase mass transfer during flow through multiparticle systems. *Tappi* 49 (2), 75 (1966)
- Rasmuson, A. Exact solution of a model for diffusion and transient adsorption in particles and longitudinal dispersion in packed beds. To be published in *AIChE J.* (1980)
- Rasmuson, A. and I. Neretnieks: Exact solution of a model for diffusion in particles and longitudinal dispersion in packed beds. *AIChE J.* 26, 686 (1980)
- Rasmuson, A. and I. Neretnieks: Migration of radionuclides in fissured rock — The influence of micropore diffusion and longitudinal dispersion. *J. Geophys. Res.* 86, 3749 (1981)
- Rosen, J.B.: Kinetics of a fixed bed system for solid diffusion into spherical particles. *J. Chem. Phys.* 20, 387 (1952)
- Rosen, J.B.: General numerical solution for solid diffusion in fixed beds. *Ind. Eng. Chem.* 46, 1590 (1954)
- Sneddon, I.N.: Fourier transforms. McGraw-Hill Book Company, Inc., New York, 1st ed. (1951)

APPENDIX

Differential equations:

$$\frac{\partial C}{\partial t} + v \frac{\partial C}{\partial z} - D_L \frac{\partial^2 C}{\partial z^2} - D_T \frac{1}{r} \frac{\partial}{\partial r} \left(r \frac{\partial C}{\partial r} \right) = - \frac{1}{m} \left(\frac{\partial q}{\partial t} \right) \quad (1)$$

$$\frac{\partial q_i}{\partial t} = D_s \left(\frac{\partial^2 q_i}{\partial r'^2} + \frac{2}{r'} \frac{\partial q_i}{\partial r'} \right) \quad (2)$$

Boundary conditions:

$$\begin{cases} C(r,0,t) = C_0 & ; \quad r \leq a \\ C(r,0,t) = 0 & ; \quad r > a \end{cases} \quad (3)$$

$$C(r,\infty,t) = 0 \quad (4)$$

$$C(0,z,t) \neq \infty \quad (5)$$

$$C(\infty,z,t) = 0 \quad (6)$$

$$C(r,z,0) = 0 \quad (7)$$

$$q_i(0,r,z,t) \neq \infty \quad (8)$$

$$q_i(b,r,z,t) = q_s(r,z,t) \text{ given by } \frac{\partial q_i}{\partial t} = \frac{3k_f}{b} \left(C - \frac{q_s}{K} \right) \quad (9)$$

$$q_i(r',r,z,0) = 0 \quad (10)$$

The boundary condition (9) is the linking equation between equations (1) and (2).

The solution of the equations (1) and (2) subject to the boundary conditions (3)-(10) is obtained by the successive use of the Laplace and

the Hankel transforms. The Laplace transform of equation (1) with $D_T = 0$ is given in Rasmuson and Neretnieks (1980) as:

$$\frac{\partial^2 \tilde{C}}{\partial z^2} - \frac{V}{D_L} \frac{\partial \tilde{C}}{\partial z} - \left(\frac{s}{D_L} + \frac{Y_T(s)}{mD_L} \right) \tilde{C} = 0$$

where:

$$Y_T(s) = \frac{Y_D(s)}{R_F Y_D(s) + 1}$$

$$Y_D(s) = 2\gamma \sum_{n=1}^{\infty} \frac{s}{s + D_s \sigma_n^2}$$

$$R_f = \frac{b}{3k_f}$$

$$\gamma = \frac{3D_s K}{b^2}$$

$$\sigma_n = n\pi/b$$

For $D_T > 0$ the transformed equation becomes:

$$\frac{\partial^2 \tilde{C}}{\partial z^2} - \frac{V}{D_L} \frac{\partial \tilde{C}}{\partial z} - \left(\frac{s}{D_L} + \frac{Y_T(s)}{m D_L} \right) \tilde{C} + \frac{D_T}{D_L} \frac{1}{r} \frac{\partial}{\partial r} \left(r \frac{\partial \tilde{C}}{\partial r} \right) = 0 \quad (11)$$

with the boundary conditions:

$$\begin{cases} \tilde{C}(r, 0, s) = \frac{C_0}{s} & ; r \leq a \\ \tilde{C}(r, 0, s) = 0 & ; r > a \end{cases} \quad (12)$$

$$\tilde{C}(r, \infty, s) = 0 \quad (13)$$

$$\tilde{C}(0, z, s) \neq \infty \quad (14)$$

$$\tilde{C}(\infty, z, s) = 0 \quad (15)$$

The solution of this partial differential equation in r and z is obtained by applying the Hankel transform of order zero with respect to r :

$$\frac{\partial^2 \hat{C}}{\partial z^2} - \frac{V}{D_L} \frac{\partial \hat{C}}{\partial z} - \left(\frac{s}{D_L} + \frac{Y_T(s)}{m D_L} + \frac{D_T}{D_L} p^2 \right) \hat{C} = 0 \quad (16)$$

Equation (16) may be treated as an ordinary second-order, linear differential equation in z whose solution after applying the boundary condition for $z \rightarrow \infty$ is:

$$\hat{C} = A \exp \left[\left(\frac{V}{2D_L} - \sqrt{\frac{V^2}{4D_L^2} + \frac{s}{D_L} + \frac{Y_T(s)}{m D_L} + \frac{D_T}{D_L} p^2} \right) z \right] \quad (17)$$

The inversion formula for the Hankel transform gives:

$$\tilde{C} = \int_0^{\infty} A(p) \exp \left[\left(\frac{V}{2D_L} - \sqrt{\frac{V^2}{4D_L^2} + \frac{s}{D_L} + \frac{Y_T(s)}{m D_L} + \frac{D_T}{D_L} p^2} \right) z \right] p J_0(rp) dp \quad (18)$$

where we have written $A = A(p)$ to indicate that it depends on p .

$A(p)$ is determined from the "dual" integral equations obtained by inserting (18) in the boundary condition (12). These are:

$$\int_0^{\infty} A(p) p J_0(rp) dp = \frac{C_0}{s} \quad ; \quad r \leq a$$

$$\int_0^{\infty} A(p) p J_0(rp) dp = 0 \quad ; \quad r > a \quad (19)$$

The solution of this problem is given in e.g. Sneddon (1951, p. 528) as:

$$A(p) = \frac{C_o}{s} \frac{a}{p} J_1(ap) \quad (20)$$

Inserting in (18) and making the substitution $\xi = ap$ gives the required solution of (11) as:

$$\tilde{u}(r,z,s) = \frac{\tilde{C}}{C_o} = \frac{1}{s} \int_0^{\infty} \exp \left[\left(\frac{V}{2D_L} - \sqrt{\frac{V^2}{4D_L^2} + \frac{s}{D_L} + \frac{Y_T(s)}{m D_L} + \frac{D_T}{D_L a^2} \xi^2} \right) z \right] J_0\left(\frac{r}{a} \xi\right) J_1(\xi) d\xi \quad (21)$$

The desired result $u(r,z,t)$ is given by the contour integral representing the inverse Laplace transform of $\tilde{u}(r,z,s)$:

$$u(r,z,t) = \frac{C(r,z,t)}{C_o} = \exp\left(\frac{Vz}{2D_L}\right) \frac{1}{2\pi i} \int_{\alpha-i\infty}^{\alpha+i\infty} \frac{1}{s} \exp(st) \left[\int_0^{\infty} \exp\left(-z \sqrt{\frac{V^2}{4D_L^2} + \frac{s}{D_L} + \frac{Y_T(s)}{m D_L} + \frac{D_T}{D_L a^2} \xi^2}\right) J_0\left(\frac{r}{a} \xi\right) J_1(\xi) d\xi \right] ds$$

{changing the order of integration} =

$$\exp\left(\frac{Vz}{2D_L}\right) \int_0^{\infty} J_0\left(\frac{r}{a} \xi\right) J_1(\xi) \underbrace{\left[\frac{1}{2\pi i} \int_{\alpha-i\infty}^{\alpha+i\infty} \frac{1}{s} \exp\left(st - z \sqrt{\frac{V^2}{4D_L^2} + \frac{s}{D_L} + \frac{Y_T(s)}{m D_L} + \frac{D_T}{D_L a^2} \xi^2}\right) ds \right]}_I d\xi \quad ($$

The integral I when $D_T = 0$ has been evaluated in Rasmuson and Neretniek:

(1980) . Putting $\frac{v^2}{4D_L^2} = \frac{v^2}{4D_L^2} + \frac{D_T}{D_L a^2} \xi^2$ (=constant for constant ξ)

everywhere in that solution we obtain I for $D_T > 0$ as:

$$I = \frac{1}{2} \exp \left(-z \sqrt{\frac{v^2}{4D_L^2} + \frac{D_T}{D_L a^2} \xi^2} \right) +$$

$$\frac{2}{\pi} \int_0^\infty \exp \left(-z \sqrt{\frac{\sqrt{x'(\lambda, \xi)^2 + y'(\lambda)^2} + x'(\lambda, \xi)}{2}} \right)$$

$$\sin \left(\sigma \lambda^2 t - z \sqrt{\frac{\sqrt{x'(\lambda, \xi)^2 + y'(\lambda)^2} - x'(\lambda, \xi)}{2}} \right) \frac{d\lambda}{\lambda} \quad (23)$$

with:

$$x'(\lambda, \xi) = \frac{v^2}{4D_L^2} + \frac{\gamma}{mD_L} H_1(\lambda) + \frac{D_T}{D_L a^2} \xi^2 \quad (24)$$

$$y'(\lambda) = \frac{\sigma \lambda^2}{D_L} + \frac{\gamma}{mD_L} H_2(\lambda) \quad (25)$$

H_1 and H_2 are complicated functions of λ :

$$H_1(\lambda) = \frac{H_{D1} + \sqrt{(H_{D1}^2 + H_{D2}^2)}}{(1 + \sqrt{H_{D1}})^2 + (\sqrt{H_{D2}})^2} \quad (26)$$

$$H_2(\lambda) = \frac{H_{D2}}{(1 + \sqrt{H_{D1}})^2 + (\sqrt{H_{D2}})^2} \quad (27)$$

H_{D_1} and H_{D_2} are defined as:

$$H_{D_1}(\lambda) = \lambda \left(\frac{\sinh 2\lambda + \sin 2\lambda}{\cosh 2\lambda - \cos 2\lambda} \right) - 1 \quad (28)$$

$$H_{D_2}(\lambda) = \lambda \left(\frac{\sinh 2\lambda - \sin 2\lambda}{\cosh 2\lambda - \cos 2\lambda} \right) \quad (29)$$

From equations (22) and (23) we finally obtain $u(r,z,t)$ as:

$$\begin{aligned} u(r,z,t) &= \frac{1}{2} \exp\left(\frac{Vz}{2D_L}\right) \int_0^\infty \exp\left(-z \sqrt{\frac{V^2}{4D_L^2} + \frac{D_T}{D_L a^2} \xi^2}\right) \\ &J_0\left(\frac{r}{a} \xi\right) J_1(\xi) d\xi + \\ &+ \exp\left(\frac{Vz}{2D_L}\right) \frac{2}{\pi} \int_0^\infty J_0\left(\frac{r}{a} \xi\right) J_1(\xi) \\ &\left[\int_0^\infty \exp\left(-z \sqrt{\frac{\sqrt{x'(\lambda, \xi)^2 + y'(\lambda)^2 + x'(\lambda, \xi)^2}}{2}}\right) \right. \\ &\left. \sin\left(\sigma \lambda^2 t - z \sqrt{\frac{\sqrt{x'(\lambda, \xi)^2 + y'(\lambda)^2 - x'(\lambda, \xi)^2}}{2}} \frac{d\lambda}{\lambda}\right) d\lambda \right] d\xi \quad (30) \end{aligned}$$

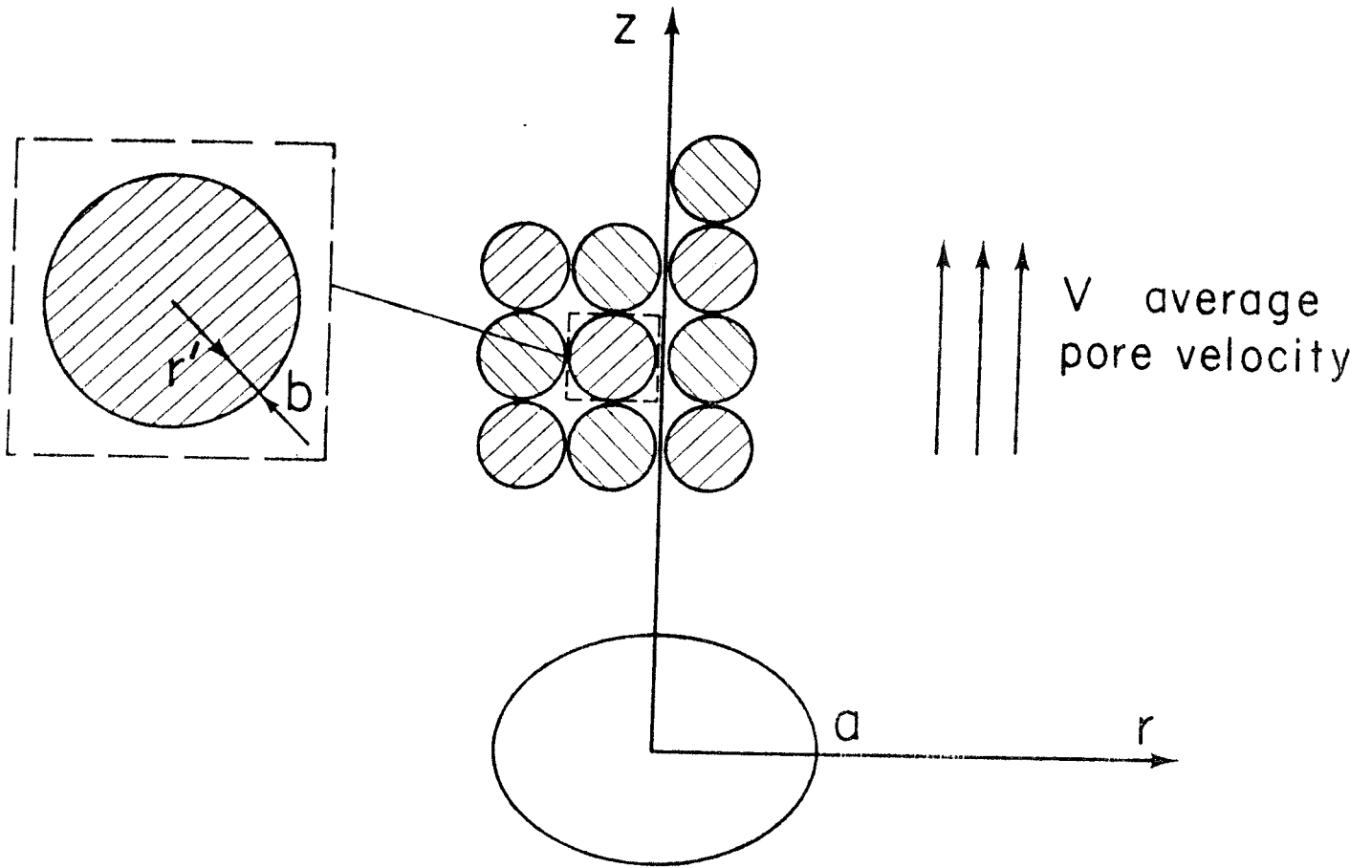
FIGURE CAPTIONS

Figure 1 Definition sketch of the modeled system

Figures 2-6 Steady-state value of u , u_∞ , as a function of Pe_T for
 $\zeta = 0, 1, 2, 3, 10$. $Pe_L = 0.1, 1.0, \infty$.

Figures 7-8 Dimensionless breakthrough curves divided by the steady-
state values.

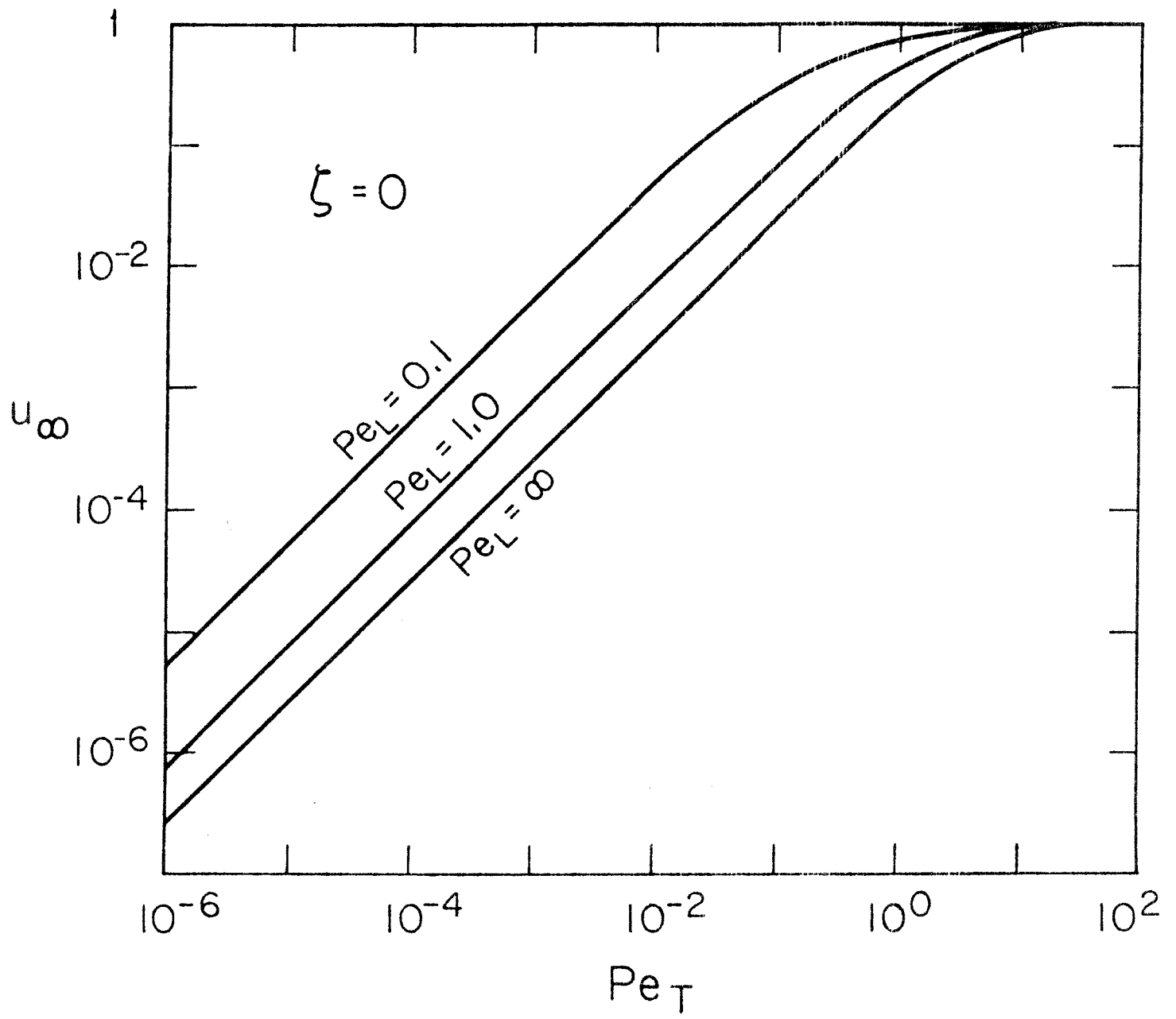
FIGURE 1



Disk surface source
 $C(r, 0, t) = C_0 \quad (0 \leq r \leq a)$

XBL 801-6724

FIGURE 2



XBL 801-6725

FIGURE 3

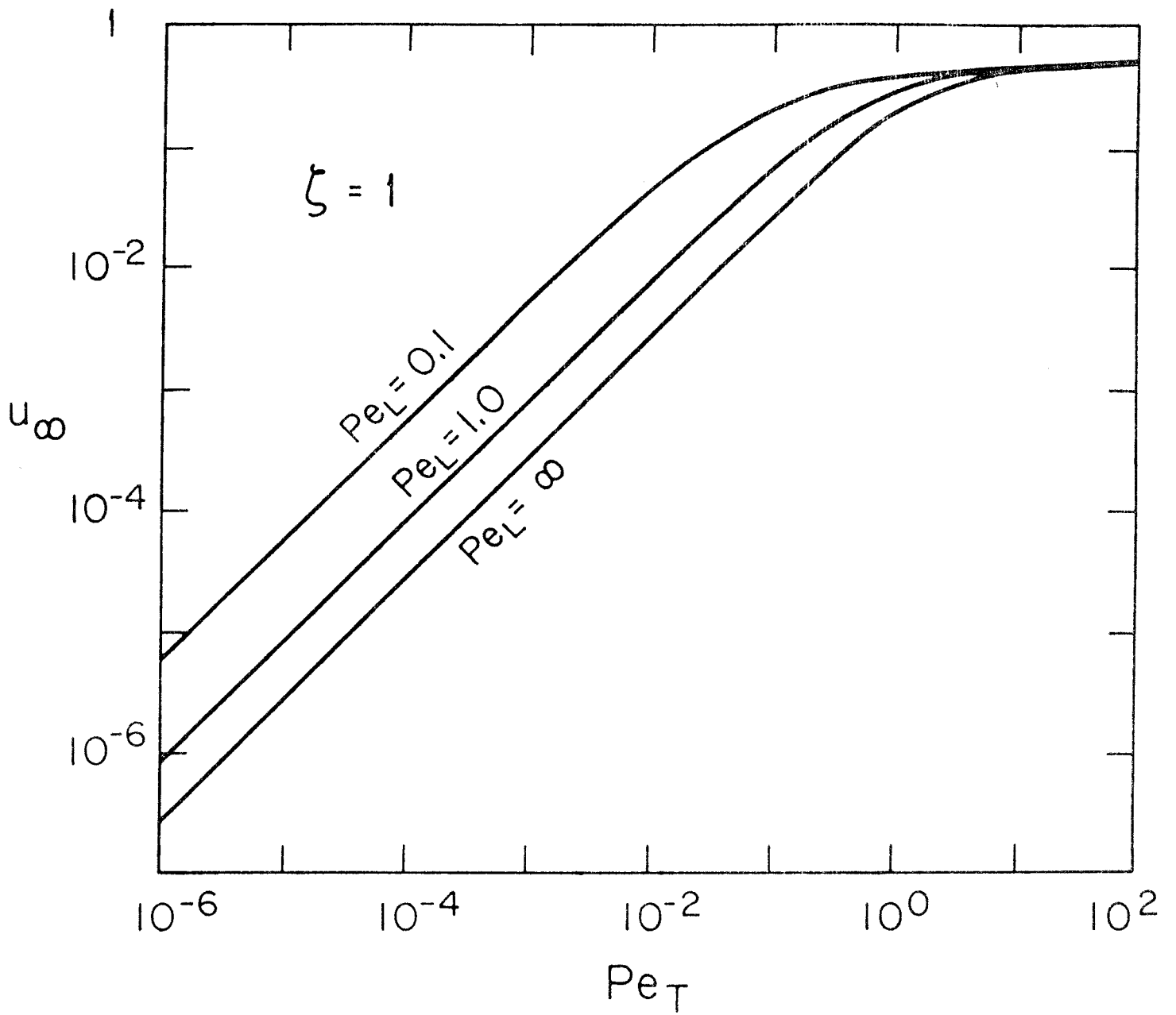
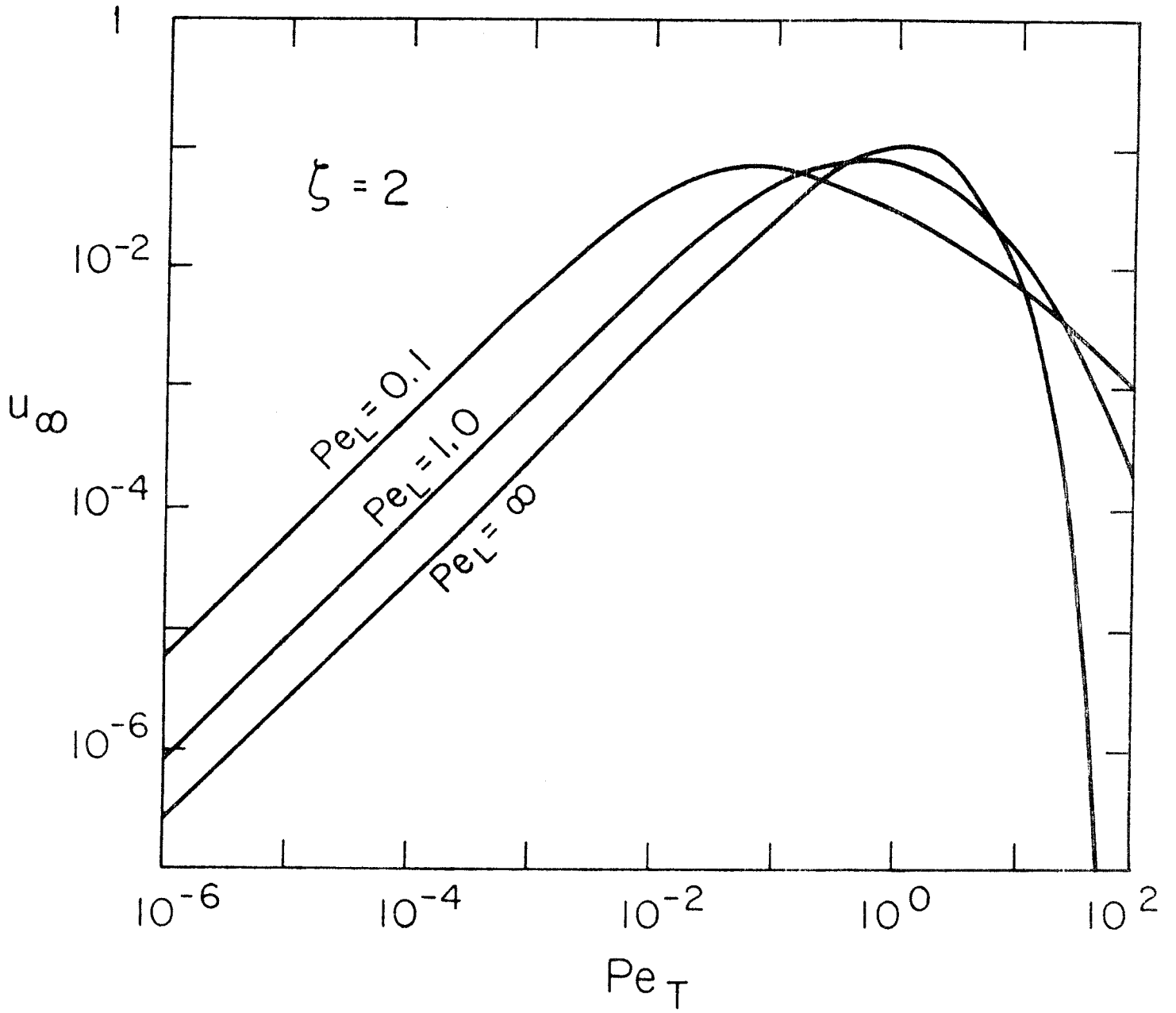
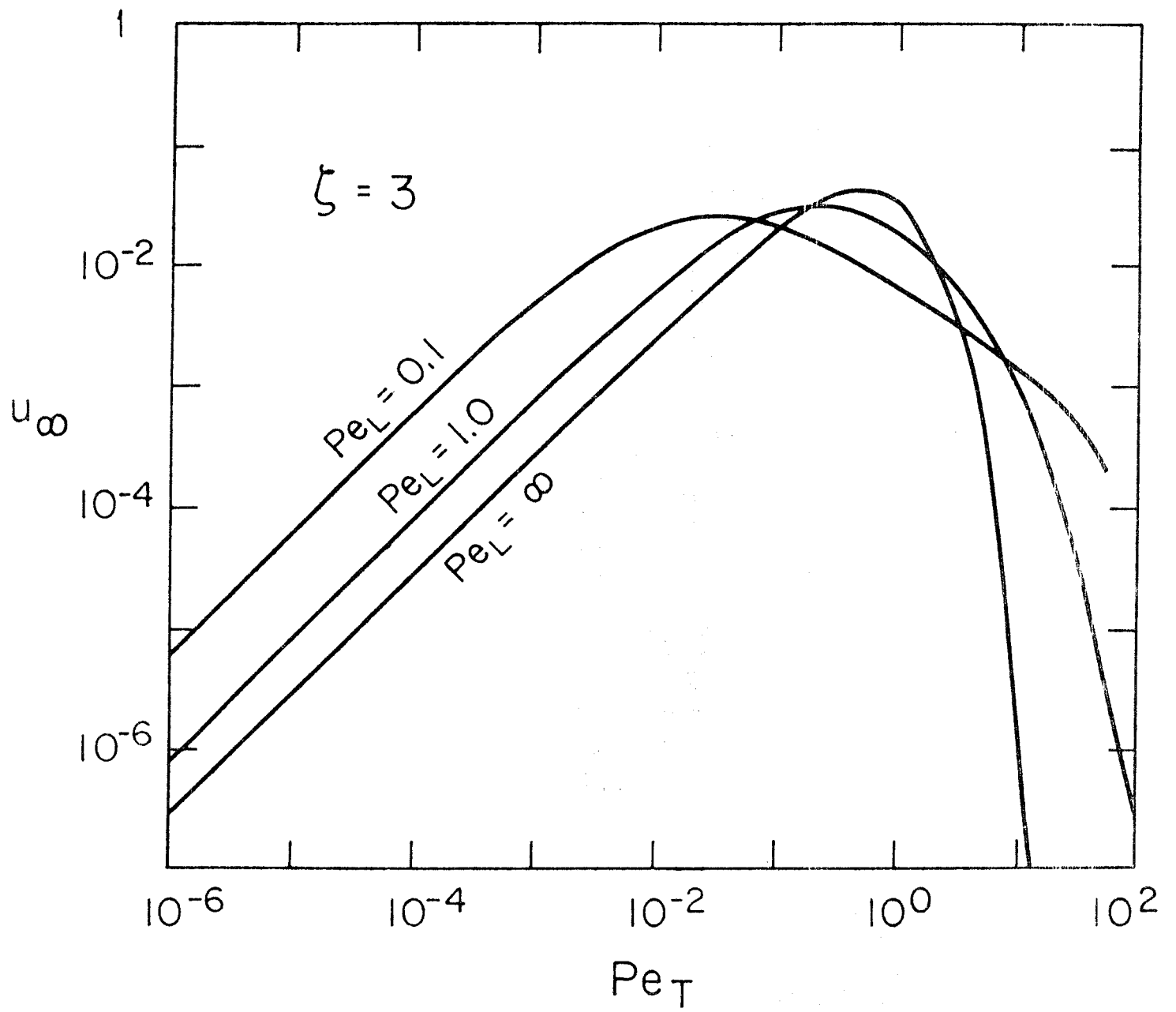


FIGURE 4



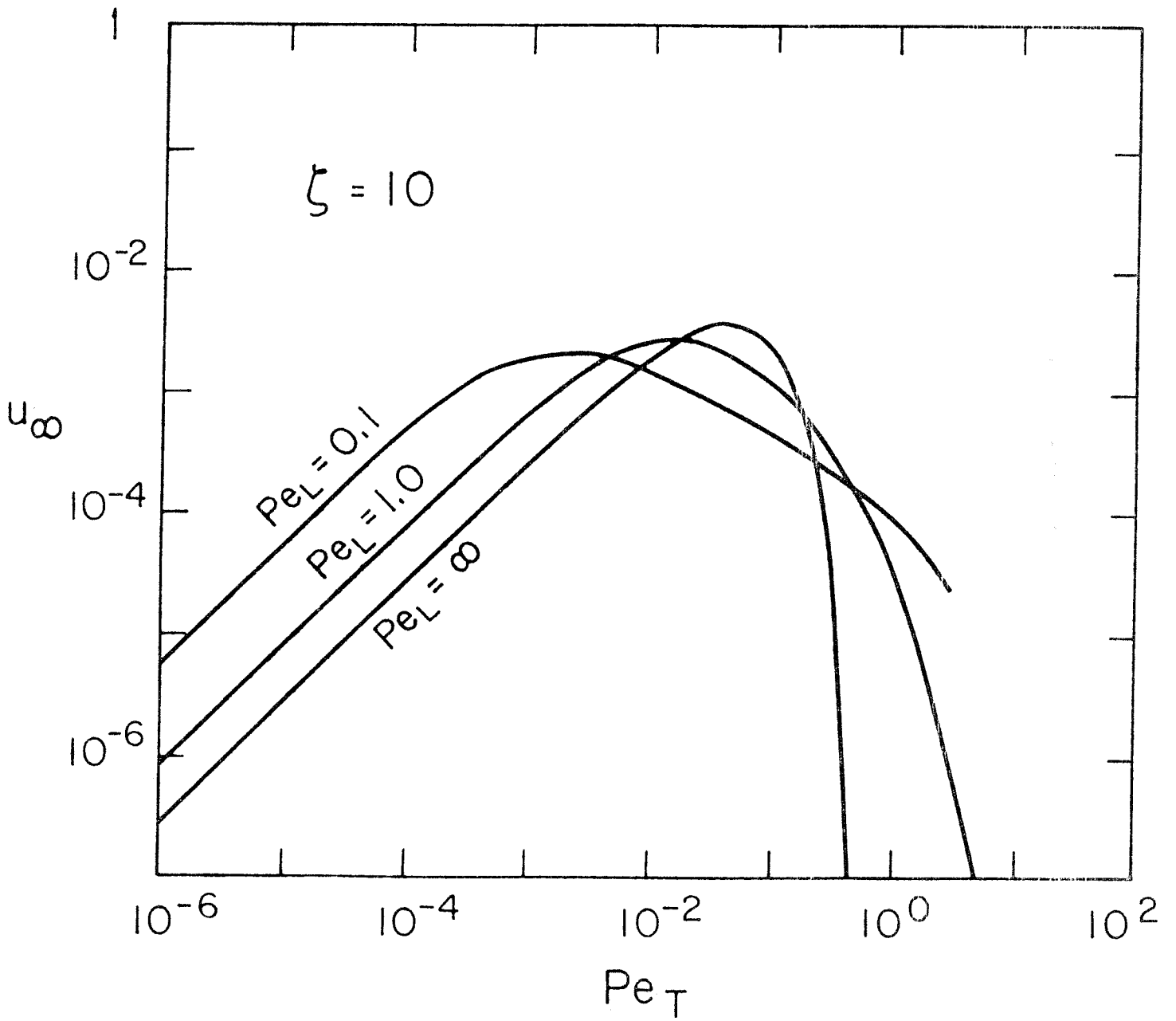
XBL 801-6729

FIGURE 5



XBL 801-6726

FIGURE 6



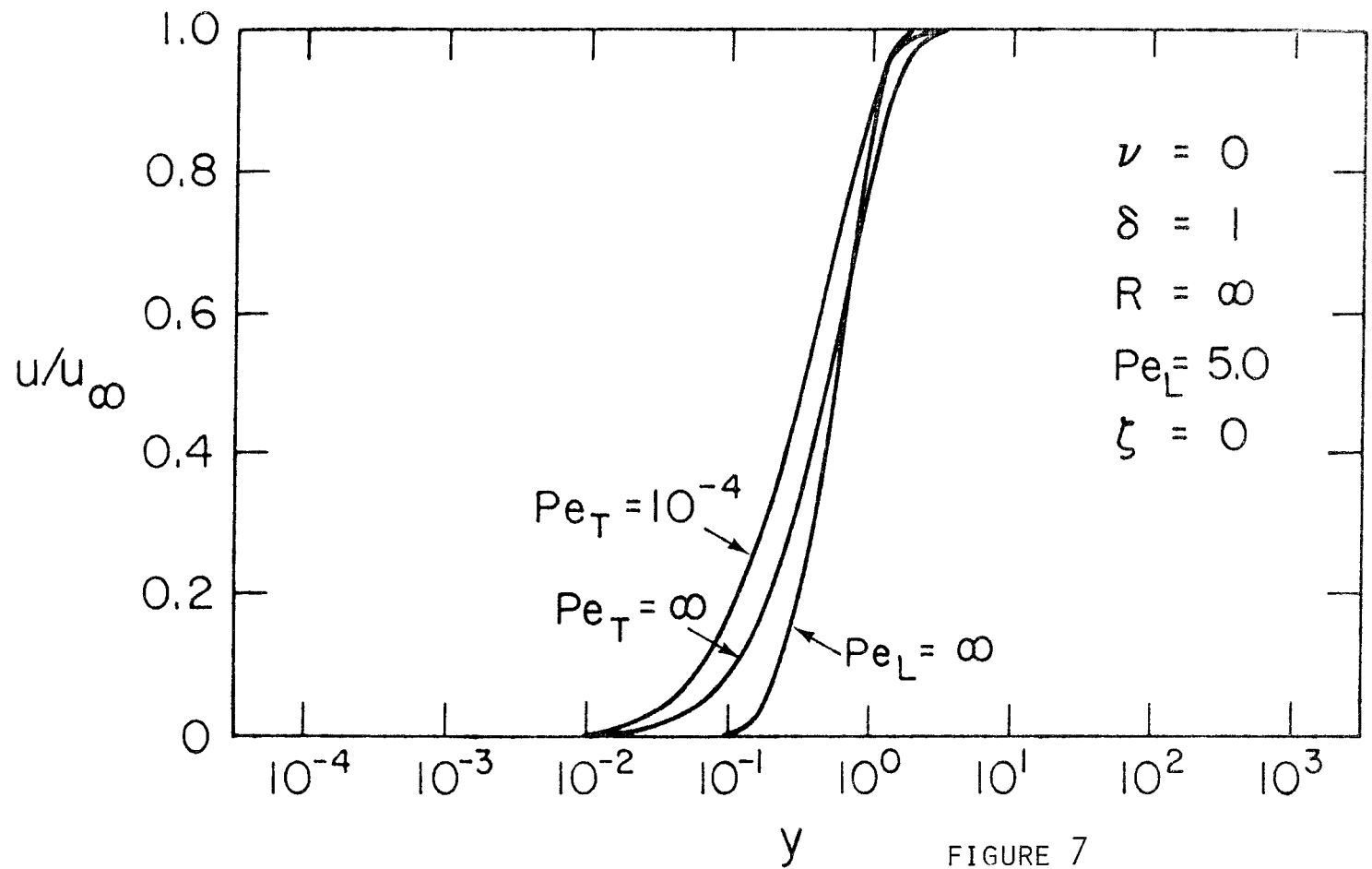
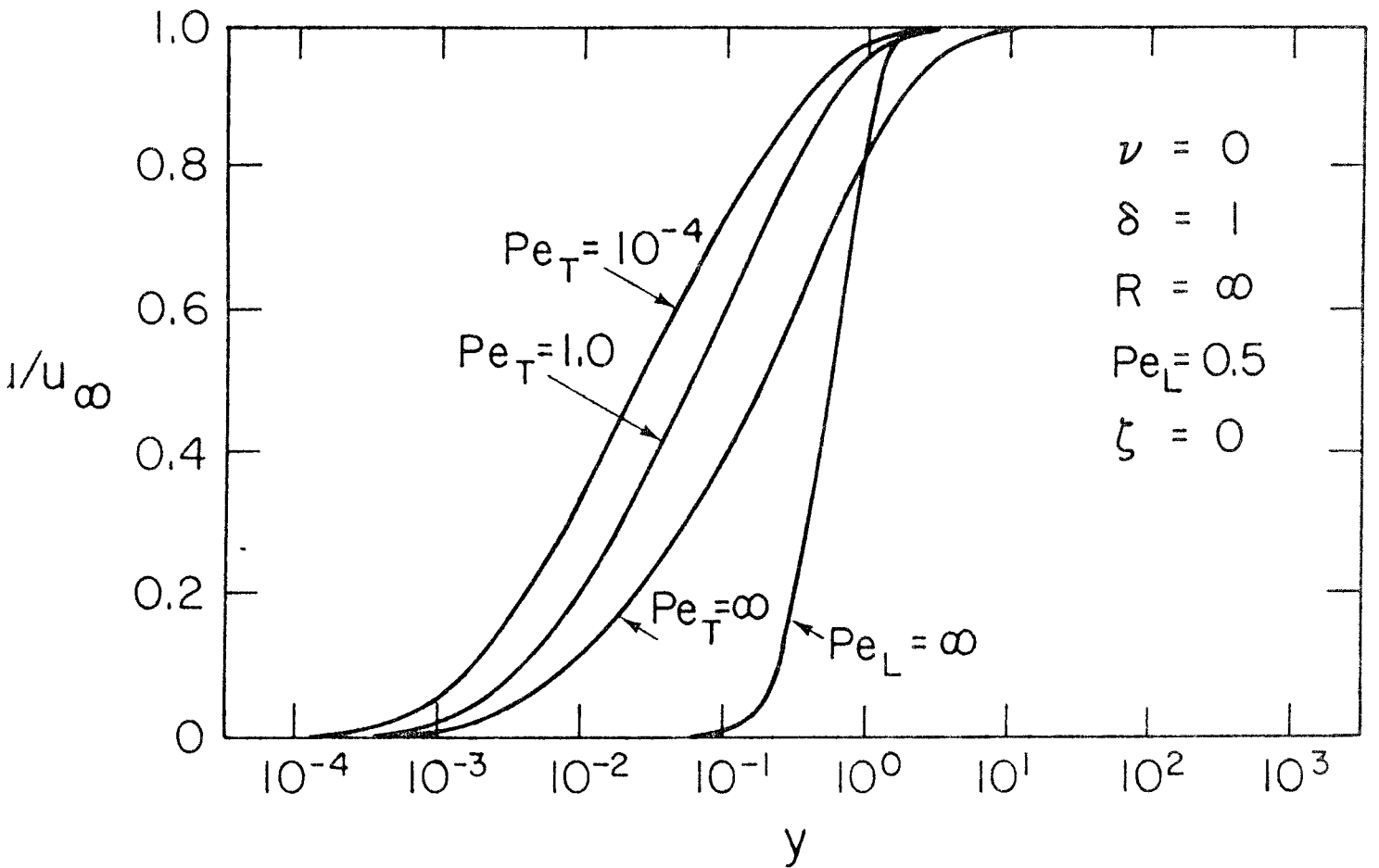


FIGURE 7

FIGURE 8



FÖRTECKNING ÖVER KBS TEKNISKA RAPPORTER

1977-78

TR 121 KBS Technical Reports 1 - 120.
Summaries. Stockholm, May 1979.

1979

TR 79-28 The KBS Annual Report 1979.
KBS Technical Reports 79-01--79-27.
Summaries. Stockholm, March 1980.

1980

- TR 80-01 Komplettering och sammanfattning av geohydrologiska
undersökningar inom sternöområdet, Karlshamn
Lennart Ekman
Bengt Gentzschein
Sveriges geologiska undersökning, mars 1980
- TR 80-02 Modelling of rock mass deformation for radioactive
waste repositories in hard rock
Ove Stephansson
Per Jonasson
Department of Rock Mechanics
University of Luleå

Tommy Groth
Department of Soil and Rock Mechanics
Royal Institute of Technology, Stockholm
1980-01-29
- TR 80-03 GETOUT - a one-dimensional model for groundwater
transport of radionuclide decay chains
Bertil Grundfelt
Mark Elert
Kemakta konsult AB, January 1980
- TR 80-04 Helium retention
Summary of reports and memoranda
Gunnar Berggren
Studsvik Energiteknik AB, 1980-02-14

- TR 80-05 On the description of the properties of fractured rock using the concept of a porous medium
John Stokes
Royal Institute of Technology, Stockholm
1980-05-09
- TR 80-06 Alternativa ingjutningstekniker för radioaktiva jonbytarmassor och avfallslösningar
Claes Thegerström
Studsvik Energiteknik AB, 1980-01-29
- TR 80-07 A calculation of the radioactivity induced in PWR cluster control rods with the origen and casmo codes
Kim Ekberg
Studsvik Energiteknik AB, 1980-03-12
- TR 80-08 Groundwater dating by means of isotopes
A brief review of methods for dating old groundwater by means of isotopes
A computing model for carbon - 14 ages in groundwater
Barbro Johansson
Naturgeografiska Institutionen
Uppsala Universitet, August 1980
- TR 80-09 The Bergshamra earthquake sequence of December 23, 1979
Ota Kulhánek, Norris John, Klaus Meyer, Torild van Eck and Rutger Wahlström
Seismological Section, Uppsala University
Uppsala, Sweden, August 1980
- TR 80-10 Kompletterande permeabilitetsmätningar i finnsjöområdet
Leif Carlsson, Bengt Gentzschein, Gunnar Gidlund, Kenth Hansson, Torbjörn Svenson, Ulf Thoregren
Sveriges geologiska undersökning, Uppsala, maj 1980
- TR 80-11 Water uptake, migration and swelling characteristics of unsaturated and saturated, highly compacted bentonite
Roland Pusch
Luleå 1980-09-20
Division Soil Mechanics, University of Luleå
- TR 80-12 Drilling holes in rock for final storage of spent nuclear fuel
Gunnar Nord
Stiftelsen Svensk Detonikforskning, september 1980
- TR 80-13 Swelling pressure of highly compacted bentonite
Roland Pusch
Division Soil Mechanics, University of Luleå
Luleå 1980-08-20
- TR-80-14 Properties and long-term behaviour of bitumen and radioactive waste-bitumen mixtures
Hubert Eschrich
Eurochemic, Mol, October 1980

- TR 80-15 Aluminium oxide as an encapsulation material for unprocessed nuclear fuel waste - evaluation from the viewpoint of corrosion
Final Report 1980-03-19
Swedish Corrosion Institute and its reference group
- TR 80-16 Permeability of highly compacted bentonite
Roland Pusch
Division Soil Mechanics, University of Luleå
1980-12-23
- TR 80-17 Input description for BIOPATH
Jan-Erik Marklund
Ulla Bergström
Ove Edlund
Studsvik Energiteknik AB, 1980-01-21
- TR 80-18 Införande av tidsberoende koefficientmatriser i BIOPATH
Jan-Erik Marklund
Studsvik Energiteknik AB, januari 1980
- TR 80-19 Hydrothermal conditions around a radioactive waste repository
Part 1 A mathematical model for the flow of groundwater and heat in fractured rock
Part 2 Numerical solutions
Roger Thunvik
Royal Institute of Technology, Stockholm, Sweden
Carol Braester
Israel Institute of Technology, Haifa, Israel
December 1980
- TR 80-20 BEGAFIP. Programvård, utveckling och benchmarkberäkningar
Göran Olsson
Peter Hägglöf
Stanley Svensson
Studsvik Energiteknik AB, 1980-12-14
- TR 80-21 Report on techniques and methods for surface characterization of glasses and ceramics
Bengt Kasemo
Mellerud, August 1980
- TR 80-22 Evaluation of five glasses and a glass-ceramic for solidification of Swedish nuclear waste
Larry L Hench
Ladawan Urwongse
Ceramics Division
Department of Materials Science and Engineering
University of Florida, Gainesville, Florida
1980-08-16

- TR 80-23 Exact solution of a model for diffusion in particles and longitudinal dispersion in packed beds
Anders Rasmuson
Ivars Neretnieks
Royal Institute of Technology, August 1979
- TR 80-24 Migration of radionuclides in fissured rock - The influence of micropore diffusion and longitudinal dispersion
Anders Rasmuson
Ivars Neretnieks
Royal Institute of Technology, December 1979
- TR 80-25 Diffusion and sorption in particles and two-dimensional dispersion in a porous media
Anders Rasmuson
Royal Institute of Technology, January 1980